

An introduction to OpenSound Navigator™

HIGHLIGHTS

OpenSound Navigator™ is a new speech-enhancement algorithm that preserves speech and reduces noise in complex environments. It replaces and exceeds the role of conventional directionality and noise reduction algorithms. Key technical advances in OpenSound Navigator:

- Two-microphone noise estimate for a “spatially-informed” estimate of the environmental noise, enabling fast and accurate directional action and noise reduction
- Integrated directional and noise reduction action – rebalance the sound scene, preserve speech in all directions, and selectively reduce noise
- Holistic system that handles all acoustical environments from the quietest to the noisiest and adapts its response to the sound preference of the user – no modes or mode switch.

The speed and accuracy of the algorithm enables selective noise reduction without isolating the talker of interest, opening up new possibilities for many audiological benefits.

Nicolas Le Goff, Ph.D., Senior Research Audiologist, Oticon A/S

Jesper Jensen, Ph.D., Senior Scientist, Oticon A/S; Professor, Aalborg University

Michael Syskind Pedersen, Ph.D., Lead Developer, Oticon A/S

Susanna Løve Callaway, Au.D., Clinical Research Audiologist, Oticon A/S

The daily challenge of communication in noise

Sounds occur around us virtually all the time and they start and stop unpredictably. We constantly monitor these changes and choose to interact with some of the sounds, for instance, when engaging in a conversation with a familiar voice (Gatehouse and Noble, 2004). Although a daily task, navigation and communication in complex acoustical environments is both the greatest difficulty and the largest unmet need of people with a hearing impairment (Gatehouse and Akeroyd, 2006).

The difficulty can be so great that some people with a hearing impairment may choose to avoid the most challenging environments and limit their social participation (Crews et al., 2004). Recent studies suggest that social isolation associated with hearing loss, accelerates cognitive decline if the hearing loss goes untreated (Lin et al., 2013, Kiely et al., 2013, Amieva et al., 2015). Helping people with a hearing impairment maintain good communication in noisy environments is therefore not only a matter of comfort and life-quality, but also a matter of health.

While sound amplification is efficient for improving speech understanding in quiet environments, it has limited benefits when multiple sounds are present. This is because the sound of interest, speech in a communication scenario, is acoustically mixed with all other interfering sounds. To make sense of this acoustical mixture, we use a cognitive process to focus our attention selectively on a sound of interest and put the other sounds in the background. However, sounds are of changing interest and importance. To successfully navigate complex acoustical environments, we therefore need to have access to all sounds, to be able to switch attention when the need arises, e.g., when we hear our name (Shinn-Cunningham, 2008, Shinn-Cunningham and Best 2008).

To make sense of a complex acoustical mixture, the brain organises the sound entering the ears into different auditory “objects” that can then be focused on or put in the background. The formation of these auditory objects happens by assembling sound elements that have similar features (e.g., Bregman, 1990). These features can be spectral (e.g., frequency content, pitch), temporal (e.g., amplitude modulation, onset synchronicity), or spatial (interaural differences). For instance, all sound elements starting in the same time-instant will predominantly be assigned to the same auditory object.

These sound features are unfortunately less robustly encoded in the auditory periphery (middle ear, cochlea) of people with a hearing impairment. For instance, the loss of audibility may prevent the detection of certain frequencies or the broadening of cochlear filters may impair the ability to resolve spectro-temporal information. As a result, the formation of auditory objects and the switch between them become slower for people with a hearing impairment. This slower process causes difficulty, especially in fast-changing dynamic situations, such as lively family dinners (Shinn-Cunningham and Best, 2008).

Conventional technology

Current hearing-aid technology support communication in complex acoustical environments by attenuating noise and create a focus towards the front of the user. This effect is typically realised by directionality and noise reduction algorithms that operate independently (see Fig. 1). First, directionality, realised by a two-microphone adaptive beamformer, is applied to suppress noise sources originating from directions away from the target speaker. Subsequently, noise reduction is applied to the resulting beamformed signal, in order to further reduce the noise remaining in the signal from the beamformer.

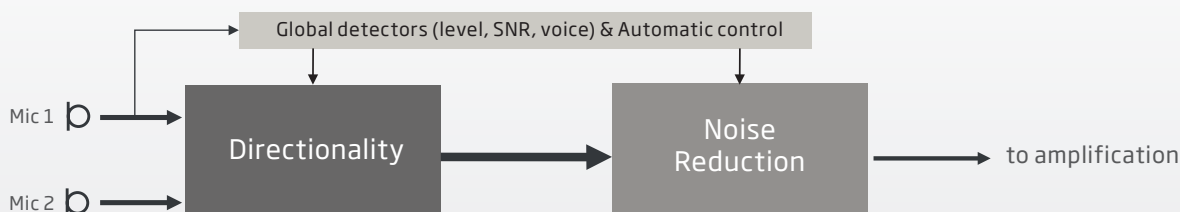


Figure 1: General structure of a speech-enhancement system with directionality, noise reduction, automatic system, and global detectors.

Each of these technologies has been used and improved on for many years. Directionality systems are well known to improve speech understanding in noise. More recently, binaural beamforming has also been introduced. In such system, the larger distance between the microphones placed on the left and right hearing aids enables a much narrower beam, i.e., they suppress more noise from directions others than that of the target speaker.

Noise-reduction systems, in particular those working in a single broad-frequency band, are less beneficial in this respect but the reduction of the noise level increases listening comfort (e.g., Hu and Loizou, 2007). These noise-reduction systems use long-term properties of the sound to estimate the noise, making them slow to react compared to the fast acoustical changes occurring in complex environments.

The effectiveness of these technologies in everyday environments, i.e. outside laboratory conditions, has also been criticised (e.g. Bentler 2005). Some recent investigation have even shown negative impact. Speech understanding was shown to decrease with directionality systems using beams narrower than 50° (Beach et al. 2015). The speed and the accuracy of human sound localisation was also shown to be negatively impacted by directional systems (Brimijoin et al. 2014). Arguably, the limit of the current technology comes from the fact that it reduces context, i.e., it removes information that the brain naturally uses to disentangle the complex acoustical environments. Binaural beamformers are a good example of this trend. The extra benefit offered by binaural beamformers, compared to two-microphone beamformers, comes at the cost of a very narrow beam that not only suppresses all context but also requires the user to maintain their head unnaturally fixed to obtain the full benefit of the technology.

So how can a speech-enhancement algorithm better support communication in complex daily acoustical environments? Such technology would need to not only remove noise, but also preserve important speech information from all directions to facilitate the user's natural process for forming auditory objects, following different talkers, and switching between them.

Oticon introduces such a technology. It reduces the noise in complex environments without isolating a single talker but, on the contrary, maintains access to all talkers. We therefore call it a Multiple Speaker Access Technology (MSAT). This has been enabled by many technological achievements and is protected by international patents (Kjems and Jensen, 2015). For the Opn family, the MSAT technology is implemented in a new speech-enhancement feature, named the OpenSound Navigator™.

OpenSound Navigator™

OpenSound Navigator™ (OSN) is a MSAT-class speech-enhancement algorithm that runs on the new platform Velox™. It replaces conventional directionality and noise reduction systems. These two technologies still exist within MSAT and the OSN feature but they are used in a very different way. As shown in Fig. 2, the noise reduction, here called Noise Removal, is placed after the directionality, here called Balance, and both modules receive a spatially-informed noise estimation realised by a multi-microphone noise detector in the new Analyse module. In addition, YouMatic LX, adapts the strength of the Balance and Noise Removal modules to the acoustical environments and the sound preferences of the individual users.

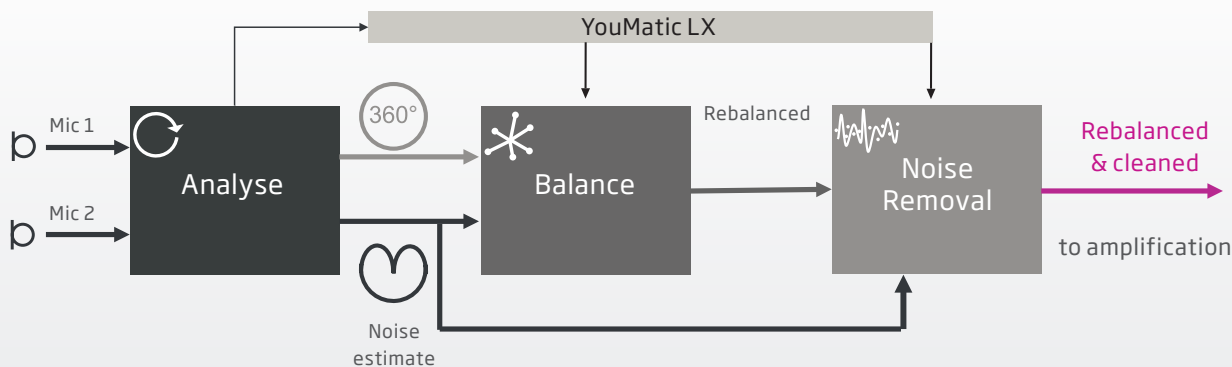


Figure 2: Functional diagram of OSN. It consists of a Balance and a Noise Removal module that replace conventional directionality and noise reduction systems. Here they are assisted by the Analyse module that ensures an accurate estimation of the acoustical conditions, e.g. noise level and location.

Analyse

The Analyse module informs the Balance and Noise Removal modules of the acoustical conditions. It uses a multi-microphone beamforming algorithm to create two fixed acoustical “views” of the environment. The first view is realised by an omnidirectional beam that captures a 360° panorama of the environment. This gives OSN a signal that captures all the sounds. The second view is realised by a back-facing cardioid beam (see Fig. 3) that captures the sounds from the side and the back of the user but cancels the sound from the front direction. The sounds captured by the back-facing cardioid from the noise estimate signal for the whole system. This technical design makes sense audiologically, because the further to the back a sound is, the less likely it is that it forms part of the active interaction at the front.

In contrast with conventional systems that estimate noise from a single microphone channel (see Fig. 1), in OSN, the noise is estimated using the two-microphone channels (see Fig. 2). Therefore, the noise estimate in OSN reflects not only the level of the noise, but the direction-dependant sensitivity of the back-facing cardioid also captures the spatial arrangement of the noise (Kjems and Jensen 2012, Jensen and Pedersen 2015). As shown in Fig. 3, the noise estimate is sensitive to how noise sources are spatially placed: a noise source at the back will be estimated as “noisier” than if it were on the side.

With an update of the noise estimate 500 times/s, independently on each of the 16 frequency bands, this accurate two-microphone technique allows the Balance

and Noise Removal modules to be more selective in their effect.

Balance

The Balance module is essentially a directionality system that uses a minimum-variance distortionless response (MVDR) beamformer. This beamforming algorithm is widely used in different systems to improve signal-to-noise ratios (SNRs) and detectability, such as in radars. Here, it increases the SNR by constantly mixing the omnidirectional and the noise signals (see Fig. 2), and thereby creates a rebalanced soundscape where speech is made clearer by attenuating the loudest sounds present in the noise signal. The key to effective performance of such systems is how they are informed about the acoustical conditions, here by the Analyse module, and how they are constrained.

The most important sound, the target speech in front of the user is only present in the omnidirectional signal. The disturbing sounds however, are present both in the omnidirectional and in the noise signals. The MVDR beamformer subtracts the noise signal from the omnidirectional signal to minimise the noise in the rebalanced signal. In effect, this subtraction creates a strong attenuation towards the direction of the dominant sound in the noise signal, called a null direction (see Fig. 4). Null directions are adjusted 125 times per second independently on each of the 16 frequency bands, allowing OSN to control, in principle, up to 16 sound sources in each side of the head (32 in total). The speed and the precision at which this processing is executed allows OSN to be very selective in the sounds to attenuate, and by how much they are attenuated.

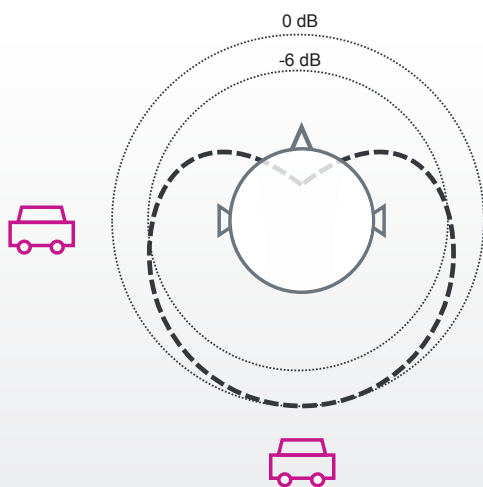


Figure 3: Top view of user and back-facing cardioid (dashed line). In this illustration, the shape of the back-facing cardioid causes the car at the back to be about 6dB more “noisy” than the car on the side.

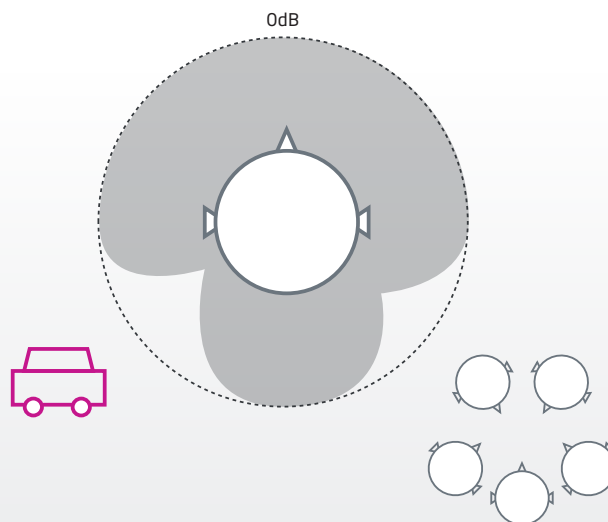


Figure 4: Illustration of how null directions are placed to attenuate dominant noise sources. Up to 32 null directions across the entire bandwidth are possible with two hearing aids. Null directions are updated 125 times/s.

Noise Removal

In many acoustical environments, the target speech in the rebalanced signal will still contain some noise. This happens for instance in environments with diffuse noise or when a noise source is directly behind the target talker. To reduce this residual noise, the Noise Removal module operates as a secondary noise cleaner. It is fundamentally a very fast noise reduction system operating independently in 16 frequency bands.

The purpose of noise reduction systems is to attenuate a sound mixture, i.e., speech+noise, at a particular moment and in a particular frequency band if the noise dominates the signal, here defined as speech, in the mixture. As for the Balance module, the major limiting factor is that the actual noise level is unknown, and must be estimated from the available microphone inputs. In OSN, the noise is estimated in the Analyse module using the novel spatially-informed two-microphone estimate. Furthermore, the level of the signal is estimated in the rebalanced signal, i.e., after the processing of the Balance module (see Fig. 2). This estimation is therefore more accurate because the signal has already been processed by the Balance module, and therefore contains less noise. As a result, the signal and the noise estimates in OSN are simply more accurate than in conventional systems, with OSN capable of estimating SNRs accurately even at low SNRs.

With an accurate estimate of the SNR, a high resolution of 16 frequency bands and time-window analysis of about 10ms (500 updates/s, with overlap), the Noise Removal module is capable of accurately removing

noise between words (up to 9dB attenuation) without altering the fundamental properties of speech signals such as the temporal amplitude modulation (see Fig. 5).

Access to Multiple Speech

Multiple talkers create a common challenging situation. These talkers are placed around the user and, in particular, can be on the side and at the back. They could be interpreted as noise if present within the back-facing cardioid. To prevent the attenuation of speech information by the system, OSN is equipped with a Voice Activity Detector that operates independently in each of the 16 frequency bands. If speech is detected in one frequency band, the state of the Balance and the Noise Removal modules in the corresponding band is “frozen” to preserve the speech information regardless of the position of the talker. The detection of speech and the resulting freeze and release of Balance and Noise Removal modules is updated 500 times per second.

Perspective on Technology

OSN marks a breakthrough in the developments of speech-enhancement systems - it belongs to the MSAT class. It is not only designed to improve the acoustic at the user's ears, but also to facilitate the brain's own processing. It does not isolate the front talker but preserves access to all talkers. It is its accurate and fast spatially-informed noise estimator that allows the Balance module to selectively attenuate noise sources at given locations, and the Noise Removal module to remove noise between words. OSN opens up many possibilities for new user benefits.

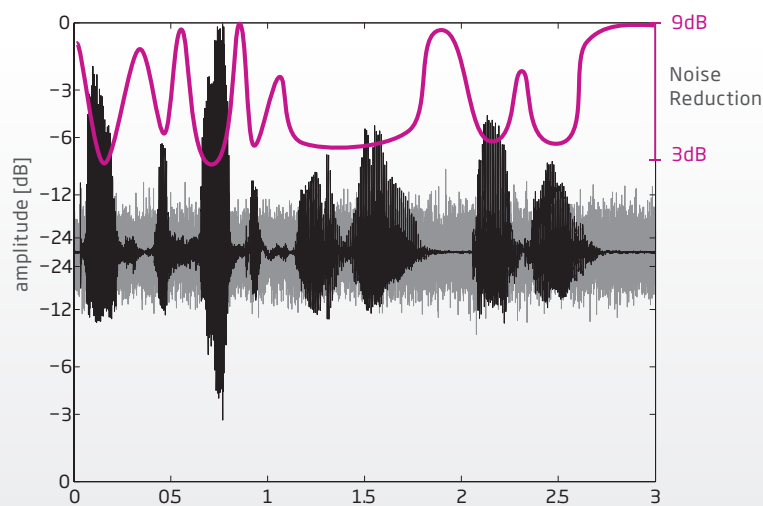


Figure 5: Illustration of the speed of the Noise Removal module. Speech sound (black) and noise (grey) at an SNR of 0dB. The magenta line illustrates the fast-acting noise reduction of OSN.

Fitting Opn - OpenSound Navigator

In order for clinicians and hearing aid users to take full advantage of OSN, an easy-to-use interface has been integrated in the fitting section of the new fitting software, Genie 2. The recommended way to fit and fine-tune OSN is a two-step process: (1) filling out personal information and answering five questions in Personalisation under Selection (2) fine-tuning in the new OpenSound Navigator screen, under Fitting, that includes YouMatic LX. Note that the personalisation step is optional and if not completed, the system prescribes a default setting.

Personalisation and prescription

The way OSN processes sound is prescribed and personalised based on how the five personalisation questions are answered as well as the age and the experience level of the user. This information is passed on to YouMatic LX to personalise the effect of the Balance and the Noise Removal modules of OSN.

The result of the personalisation is the assignment to one of three help profiles: Low, Medium and High, as well as the amount of noise reductions prescribed in simple and complex environments. The help profiles should be viewed as neutral, without positive or negative connotations. As an example, High help is not necessarily better than Low help. The assigned help profile is entirely dependent on the individual users' preferences and is a good starting point for the fitting. If the personalisation step is skipped, the Medium level of help and a noise reduction level of 0 and -5dB in simple and complex environments, respectively are prescribed by default.

Fine-tuning

A new OpenSound Navigator screen has been designed in Genie 2 (see Fig. 6). Its purpose is threefold: to adjust OSN settings, to show graphically how OSN operates, and to use as a counselling tool with clients when appropriate. The OSN screen in Genie 2 has two main components: YouMatic LX, the clinician control of OSN in the bottom half of the screen and a graphical representation of OSN functionality in the upper half of the screen.

YouMatic LX ensures that the users' needs and preferences are supported in any acoustical environment. YouMatic LX replaces the Automatics Manager tab in Genie and handles associated with this screen. Information provided in the personalisation step is used to define the default settings for OSN and is marked with default symbols as shown in Fig. 6. There are five adjustable parameters, described individually below.

Noise reduction - Simple

The word "simple" listening environment is used quite deliberately to define environments that may be quiet, but are not necessarily. Simple environments are here defined as low in level, with low reverberation effects, and few disturbing sound sources. Usually, there is a high SNR making it easy to hear target speech. If there are multiple sound sources, they are spatially separated making them easy to tell apart from each other. An example of a simple listening environment could be a living room where the television is on at a low level and there are two talkers, besides the hearing aid wearer, who are sitting on either side of the person.

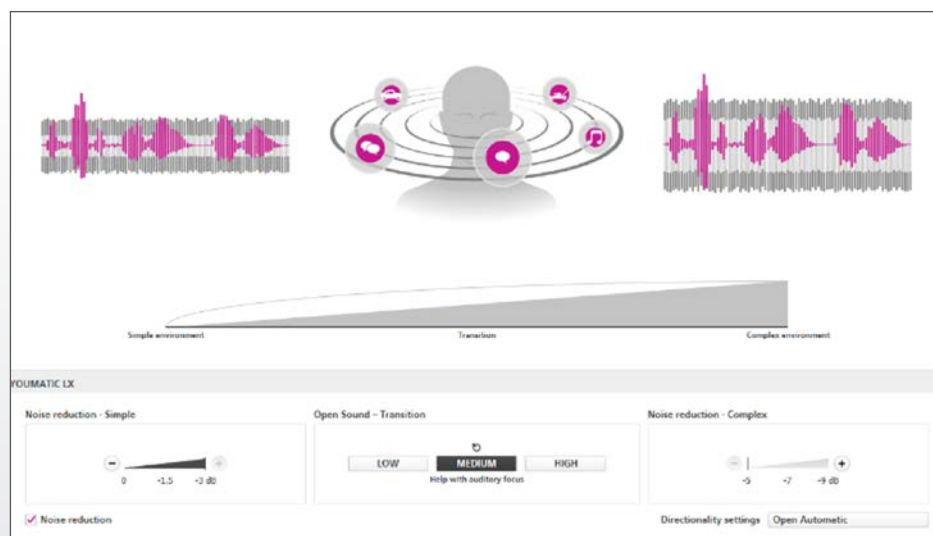


Figure 6: The OSN screen in Genie 2016: YouMatic LX at the bottom, visualization at the top.

YouMatic LX prescribes 0 or -1.5 dB of noise reduction for simple environments, depending on which help profiles the client is prescribed. The clinician can give the client up to -3 dB noise reduction for simple environments if desired. Table 1 gives an overview of prescribed noise reduction for the three help profiles. Recommendation: Fill out personalisation questions to determine your client's default setting for simple environments. Adjust setting if needed based on client comments.

Noise reduction - Complex

Complex listening environments are here defined as environments with a low SNR or a fluctuating SNR, and high sound levels. Multiple sound sources are present and are difficult to separate spatially. Reverberation and wind noise may be present and there may be noise sources that make it difficult to hear and understand target speech. An example of a complex listening environment can be a conversation between four people at an outdoor café on a busy street.

YouMatic LX prescribes -5 or -7dB of noise reduction for complex environments, again, based on the help profile of the client (See Table 1). The clinician can give the client up to -9 dB of noise reduction for complex environments if desired. Recommendation: Fill out personalisation questions to determine your client's default setting for complex environments. Adjust setting if needed based on client comments.

Noise reduction is shown graphically for both simple and complex environments above the respective handles. The dark grey colour represents noise before the effect of noise reduction and the light grey colour represents noise after the effect of noise reduction. The magenta colour represents speech. As more noise reduction is added, the band of light grey noise becomes narrower to illustrate the reduction. These representations are helpful to illustrate a point for counselling purposes, and it should not be taken literally.

Noise reduction

It is possible to deactivate the Noise Removal module of the OSN. This is done by unchecking the box for noise reduction in YouMatic LX. If this is done, the noise reduction handles for simple and complex environments will be greyed out. Recommendation: Leave noise reduction on, keeping in mind that noise is only removed when needed and that you are not taking useful sound away from your client.

Open Sound - Transition

This handle on YouMatic LX pertains to how the hearing aid behaves as the client moves from a simple environment to a complex environment. More specifically, at what point is the hearing aid triggered by the complexity in the environment to provide more help? This will depend entirely on the help profile of the client. For the Low help profile, the hearing aid will provide less help as the environment gets increasingly complex. For the High help profile, the hearing aid will provide more help. This is provided in two ways.

- The first way pertains to the Balance module; at low levels and high SNRs, the Balance module is constrained to give a response equivalent to that of the pinna of the human ear. Then, as the level increases and the SNR decreases, OSN is allowed to become more directional. Its full effect is available for levels above 60dB SPL in the lowest frequency channels and 40dB SPL in the highest frequency channels and for SNRs below about 10dB.
- The second way pertains to the Noise Removal module, where more noise is removed as sound levels increase. Maximum noise reduction (-5dB, -7dB or -9dB) is applied for levels above 80 dB SPL and 60 dB SPL in the lowest and highest frequency bands, respectively.

These transitions between simple environments and complex environments are continuous and smooth. OSN cannot be described in terms of modes that the system switches between because in effect there are an infinite number of possible configurations of the system. In turn, this means that OSN does not have mode switch with the potential audible artefacts that mode switches are known to cause.

Noise reduction	Help		
	Low	Medium	High
Simple	0	0	-1.5
Complex	-5	-7	-7

Table 1: Overview of prescribed noise reduction for three help profiles.

A graphical representation of transition is shown by the bar in the middle of the screen, marked Transition. The grey shaded area represents help. If High help is chosen, the grey area widens across environments and if Low help is chosen, help escalates only when the client is in complex environments. Above the Transition bar, the head and sound circles represent the Balance module. In High help, the lawnmower and car icons will become quite small and in Low help, they remain somewhat larger and the speech circles are enhanced.

Recommendation: Fill out personalisation questions to determine your client’s default help setting. As a follow up, you can ask your client this question, “Do you find it difficult to focus on important sounds when there is noise?” to start a conversation with your client about what their needs are as the acoustical environment gets more complex.

Did you know?

While fast estimators (level, SNR, speech) are used to quickly adjust the effect of the Balance and Noise Removal modules, a second set of slowly updated level and SNR estimators is maintained by YouMatic LX. These slow estimates represent the overall acoustics of a certain place and moment. They are updated every few seconds and used by YouMatic LX to limit the maximum effect of the Balance and the Noise Removal module. As a result, within one environment, the maximum effect of OSN is limited by its complexity, but within this limit, the effect of the Balance and Noise Removal quickly adapts, so as to be able to attenuate noise between words.

Directionality settings

These choices relate to the Balance module of the OSN. The Balance module can be set to Open Automatic, to provide the full benefit of the technology or it can be manually set into a Fixed Pinna, or a Fixed Full Directionality if desired. In Open Automatic, the Open Sound - Transition handles are active.

When the clinician selects Fixed Pinna, the Balance module is constrained to give a response equivalent to that of the pinna of the human ear, regardless of the environment the listener is in. This means that signal processing does not transition in any specific way between simple and complex environments in terms of how directional the system is allowed to be - the system is fixed in Fixed Pinna and Open Sound - Transition is greyed out. However, noise is still removed as sound levels increase and noise reduction can therefore still be set for simple and complex environments.

When the clinician selects Fixed Full Directionality, the Balance module is constrained to give a front focus, regardless of the environment the listener is in. Again, there is no transition between environments and the Open Sound - Transition handle is greyed out. Noise reduction for simple and complex environments is active as with other directionality settings. Figure 7 is an overview of directionality settings available to the clinician, in particular if the prescribed setting is not appropriate. There are five ways to set directionality in the Balance module of the OSN. In the OSN, help is defined in terms of Noise Removal and directionality of the system in the transition between simple and complex acoustical environments.

Recommendation: Choose Open Automatic to take full advantage of the Balance module of the OSN.

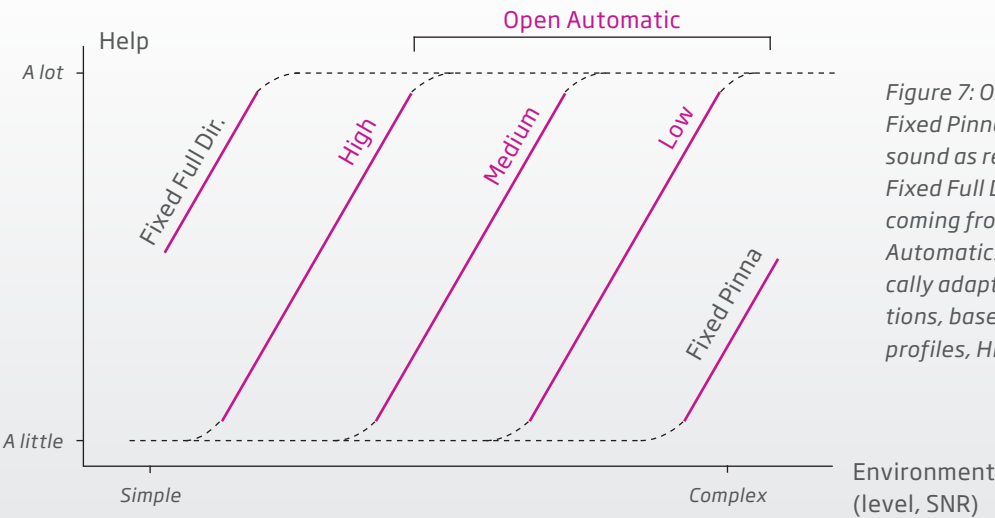


Figure 7: OSN directionality settings. In Fixed Pinna, the hearing aid mimics sound as received by the human ear. In Fixed Full Dir., the focus is on sounds coming from the front. In Open Automatics, the hearing aid automatically adapts to the acoustical conditions, based on one of the three help profiles, High, Medium, or Low.

References

- A. S. Bregman, (1990), "Auditory Scene Analysis: The perceptual Organization of Sound", Cambridge, MA: Bradford Books, MIT Press
- John E. Crews and Vincent A. Campbell, (2004), "Vision Impairment and Hearing Loss Among Community-Dwelling Older Americans: Implications for Health and Functioning", 94:5, 823-829
- Stuart Gatehouse and William Noble, (2004), "The Speech, Spatial and Qualities of Hearing Scale (SSQ)", International Journal of Audiology, 43:2, 85-99
- Ruth A. Bentler (2005), "Effectiveness of Directional Microphones and Noise Reduction Schemes in Hearing Aids: A Systematic Review of the Evidence", Journal of the American Academy of Audiology; 16:7, 473-484
- Stuart Gatehouse, Graham Naylor, and Claus Elberling, (2006), "Linear and nonlinear hearing aid fittings - 1. Patterns of benefit", International Journal of Audiology; 45:130-152
- Yi Hu and Philipos C. Loizou, (2007), "A comparative intelligibility study of single-microphone noise reduction algorithms," Journal of Acoustical Society of America, 122(3), 1777-1786
- Barbara G. Shinn-Cunningham, (2008), "Object-based auditory and visual attention", Trends in Cognitive Sciences, 12:5, 182-186
- Barbara G. Shinn-Cunningham, and Virginia Best, (2008), "Selective Attention in Normal and Impaired Hearing", Trends in Amplification, 12:4, 283-99
- Ulrik Kjems and Jesper Jensen, (2012), "Maximum likelihood based noise covariance matrix estimation for multi-microphone speech enhancement", 20th European Signal Processing Conference (EUSPISCO/EURASIP 2012), 295-299
- Frank R. Lin, Kristine Yaffe, Jin Xia, et al., (2013), "Hearing Loss and Cognitive Decline in Older Adults" JAMA Internal Medicine 173(4):293-299
- Kim M. Kiely, Kaarin Anstey, and Mary Luszcz, (2013). "Dual sensory loss and depressive symptoms: The importance of hearing, daily functioning, and activity engagement". Front Hum Neurosci 7:837.
- W. Owen Brimijoin, William M. Whitmer, David McShefferty, and Michael A. Akeroyd, (2014), The Effect of Hearing Aid Microphone Mode on Performance in an Auditory Orienting Task, Ear and Hear, 35:5, e204-e212
- Elizabeth Beach, Tim Beechey, Jorg Buchholz, Harvey Dillon, Helene Glyde, Margot McLelland, Jorge Mejia, Mridula Sharma, Joaquin Valderrama, Richard Van Hoesel, Warwick Williams, and Ingrid Yeend, (2015). "Loss of speech perception in noise - causes and compensation", International symposium on auditory and audiological research (ISAAR), [Link to download](#)
- Hélène Amieva, Camille Ouvrard, Caroline Giulioli, MSc, Céline Meillon, Laetitia Rullier, and Jean-François Dartigues, (2015), "Self-Reported Hearing Loss, Hearing Aids, and Cognitive Decline in Elderly Adults: A 25-Year Study", J Am Geriatr Soc. 63(10):2099-104
- Jesper Jensen and Michael Syskind Pedersen, (2015), "Analysis of beamformer directed single-channel noise reduction system for hearing aid applications", IEEE International Conference on Acoustics, Speech, and Signal Processing (ICASSP) 2015, 5728-32

Patents

- Ulrik Kjems and Jesper Jensen (2015), "Noise estimation for use with noise reduction and echo cancellation in personal communication", US Patent US9224393B2,
- Ulrik Kjems and Jesper Jensen (pending), "Noise estimation for use with noise reduction and echo cancellation in personal communication", EP application EP2701145A1,
- Ulrik Kjems and Jesper Jensen (pending), "Noise estimation for use with noise reduction and echo cancellation in personal communication", Chinese Patent Application CN103632675A,



oticon.global

